


www.cape.ie



**RACKING  
SHELVING  
SHOPFITTING**



Unit B1 A Enniscorthy Business Park  
Enniscorthy, Co. Wexford

**QUALITY IN OUR WORK**

**Welcome to**

**CAPE DESIGN**

**One-Stop Shop Solution**



STD



EURO



FUSO



REFUSO



SPEED



STRATOS



ESTENSE



SPECIAL SHOPPING TROLLEY



TRIXI



HEAVY DUTY C&C TROLLEY



DISABILI

SPECIAL TROLLEY-SHOPPING TROLLEY FOR DISABLED PEOPLE



BABY CAR



RONIS MINIEURO



SYSTEC J 5F - C7 - 95J M'



NESTABLE 'TFC@9M' WITH TILTING BASKET/PLATFORM



TROLLEYS BAYS



Baskets


STACKABLE BASKETS



NESTABLE BASKETS



FIXED BASES FOR BASKETS



WHEELED BASES FOR BASKETS



FEET ASSEMBLING FOR BASKETS



WHEELS ASSEMBLING FOR BASKETS



EXHIBITOR FOR FRUIT AND VEGETABLES WITH 3 SHELVES



EXHIBITOR FOR FRUIT AND VEGETABLES WITH 2 SHELVES



EXHIBITOR "VISION"

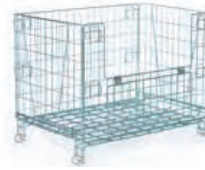


EXHIBITOR "TWINVISION"



Containers

CONTAINER WITH FEET



ROLL CONTAINER



CONTAINER WITH WHEELS



MOVING MINI OFFICE



Wire Shelving UbX 8 Jgd' UmHUV' Yg



PRIMA



CARGO



6F -L 9B



KNITWEAR BIG BASKET



WHEELED PROMOTIONAL BASKET



# Hand baskets & Basket stackers



MECHANICAL UPRIGHT - POLYETHYLENE ARM



MECHANICAL UPRIGHT - METAL ARM

WIRE SHOPPING BASKET



20 LT PLASTIC SHOPPING BASKET 20 LT



PLASTIC HAND BASKET 21/30 LT



PLASTIC HAND BASKET/TROLLEY 34 LT



STAINLESS STEEL UPRIGHTS



STAINLESS STEEL BARRIERS



PLASTIC 52 LT "TROLLEY"



WIRE BASKET STACKER

PLASTIC BASKET STACKER



ROTOSELLER



MULTI BASKETS TROLLEYS (20/21/30 LT)



CASH FRONT EXHIBITOR



CASH FRONT EXHIBITOR PANORAMA



# Slatwall Accessories



DM502



DM505o-506o




DM512



DM602



DM507-508



DM511



DM513




DM510



FBS100-300

FBS100 Single Hook 100mm  
 FBS150 Single Hook 150mm  
 FBS200 Single Hook 200mm  
 FBS250 Single Hook 250mm  
 FBS300 Single Hook 300mm

FBD100 Double Hook 100mm  
 FBD150 Double Hook 150mm  
 FBD200 Double Hook 200mm  
 FBD250 Double Hook 250mm  
 FBD300 Double Hook 300mm



FBD100-300


DM301 H/D Shelf Brackets 150mm  
 DM302 H/D Shelf Brackets 200mm  
 DM303 H/D Shelf Brackets 250mm  
 DM304 H/D Shelf Brackets 300mm  
 DM305 H/D Shelf Brackets 350mm



DM901-903



DM301-305




DM401-403

DM401 Glass Bracket 150mm  
 DM402 Glass Bracket 228mm  
 DM403 Glass Bracket 300mm

DM901 Bracket 150mm  
 DM902 Bracket 228mm  
 DM903 Bracket 300mm

Code	Description	Size
DM501	Waterfall Arm 8 Balls	300mm
DM502	Waterfall Arm 9 Balls	400mm
DM503	Straight Arm 6 Balls	300mm
DM504	Straight Arm 8 Balls	400mm
DM505o	Oval Projection Arm	300mm
DM506o	Oval Projection Arm	400mm
DM507	Garment Arm	600mm
DM508	Garment Arm	900mm
DM509	12 Notch Sloping Arm	--
DM510	Bent Garment Arm	1000mm
DM511	Support Arm	--
DM512	5 Hook Arm	400mm
DM513	Gift Wrap Arm	1000mm
DM515	13 Rung Gift Wrap Ladder	--
DM601	Raised Football Display	--
DM602	Straight Football Display	--
DM701	Picture Hook	--
DM702	Backplate	--
DM900	Clear Suction Pads	--



DM503



DM509



DM601



DM701



DM702

## DMU Spur Range

DMU306 Chrome Bracket 120mm  
 DMU308 Chrome Bracket 200mm  
 DMU309 Chrome Bracket 270mm  
 DMU310 Chrome Bracket 350mm  
 DMU311 Chrome Bracket 470mm

DMU306W White Bracket 120mm  
 DMU308W White Bracket 200mm  
 DMU309W White Bracket 270mm  
 DMU310W White Bracket 350mm  
 DMU311W White Bracket 470mm




DMU804 Up-Right Chrome 2400mm  
 DMU804W Up-Right White 2400mm



DMU508 Hanging Rail 1000mm

DMU515 Oval support bar with adjustable plate 1000mm




DMU316 Book Ends Chrome 150mm  
 DMU317 Book Ends Chrome 200mm  
 DMU318 Book Ends Chrome 250 mm  
 DMU316W Book Ends White 150mm  
 DMU317W Book Ends White 200mm  
 DMU318W Book Ends White 250 mm



# Display Wall & Accessories

- DW301 Gondola Base
- DW302 Triangular Base
- DW303 T-Legs
- DW701 Joining clip



- DW101 Single Hook 100mm
- DW102 Single Hook 150mm
- DW103 Single Hook 200mm
- DW104 Single Hook 250mm
- DW105 Single Hook 300mm

- DW201 Double Hook 100mm
- DW202 Double Hook 150mm
- DW203 Double Hook 200mm
- DW204 Double Hook 250mm
- DW205 Double Hook 300mm




- DW505 Oval arm 300mm
- DW506 Oval arm 400mm
- DW901 Universal Bracket 150mm
- DW902 Universal Bracket 228mm
- DW903 Universal Bracket 300mm



- DW401 Glass Bracket 150mm
- DW402 Glass Bracket 228mm
- DW403 Glass Bracket 300mm
- DW501 8 Ball sloping arm
- DW502 9 Ball sloping arm



- DW507 Garment Rail 560mm
- DW512 5 Hook Arm 400mm



DW703


- DW703 Slanting shelf 375 x 600mm
- DW704 Shelf with Lip 375 x 600mm
- DW705 Basket 375 x 600mm
- DW801 600 x 1200mm Panel
- DW802 600 x 1500mm Panel
- DW803 600 x 1800mm Panel
- DW804 600 x 2100mm Panel
- DW805 600 x 2400mm Panel



DW704



DW705



DW801-805

# THE PANEL FINISHES

## SLATTED WALL PANELS, RETRO WALL PANELS AND PANEL EDGING


Double sided panels available in all colours. Single sided panels only available in colours indicated by ●




WHITE ●




RAW



CREAM ●



GREY ●



CORAL (BS 10 B15)



YELLOW (RAL 1023) ●



RED



BLUE



BURNHAM BEECH



RIFT BEECH



NU BEECH



BEAFORD WALNUT



JAPANESE ASH




FINLAND ASH




BODMIN OAK




MAPLE




PEWTER/SILVER



BRUSHED ALUMINIUM LAMINATE ●



ACRYLIC MIRROR ●



GRANITE




BLACK

# THE INSERT AND PROFILE FINISHES

## INSERTS



WHITE (RAL 9016)



GREY (RAL 7035)



YELLOW (RAL 1021)



NAVY BLUE (RAL 5003)




BLUE (RAL 5015)



PLUMB (RAL 4007)



DARK GREEN (RAL 6005)



CREAM (RAL 1015)



DARK GREY (RAL 7045)



BURGUNDY (RAL 3005)



RED (RAL 3020)



SILVER (RAL 9006)



BLUE 2 (RAL 5017)



IVORY (BS 10B15)



BLACK (RAL 9005)




BROWN (RAL 8014)



GREEN (RAL 6024)



ORANGE (RAL 2011)



PINK (BS 04 E49)

## INSERTS WITH MIRROR BACK



WHITE/MIRROR



RED/RED MIRROR



GREY/MIRROR



CREAM/GOLD MIRROR



DARK GREY/DARK GREY MIRROR



BLUE/BLUE MIRROR



GREEN/GREEN MIRROR

## PROFILES




WHITE



DARK GREY



JAPANESE ASH




CREAM



RIFT BEECH




MAPLE



GREY



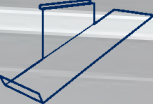

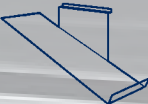

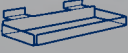


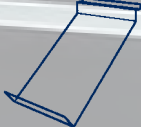

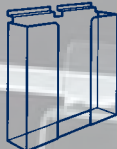




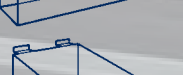

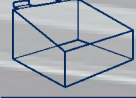



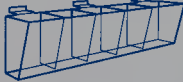

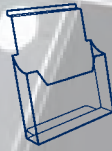
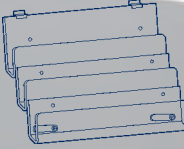
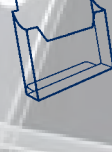
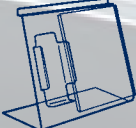





BODMIN OAK



BUSHED SILVER

# ACRYLIC ACCESSORIES

PART No.	DESCRIPTION <i>(all measurements in mm)</i>	PART No.	DESCRIPTION <i>(all measurements in mm)</i>
	EA200 Flat Shelf 125D x 250W		EA227 Shelf with Supports 50H x 150D x 300W
	EA202L Sloping Shoe Shelf LH 100D x 275W		EA228 Shelf with Supports 80H x 300D x 300W
	EA202R Sloping Shoe Shelf RH 100D x 275W		EA229 Shelf with Supports & Lip 150D x 300W
	EA203 Display Tray 30H x 100D x 300W		EA230 Shelf with Supports & Lip 300D x 300W x 300W
	EA204 Lipped Shelf 80H x 100D x 590W		EA231 Projecting Sloping Shoe Shelf 300D x 150W
	EA205 Card Pocket 60H x 40D x 600W		EA232 Leaflet Holder (formed) 1/3 A4 160H x 30D x 112W
	EA206 Card Pocket 60H x 40D x 1000W		EA233 Leaflet Holder (formed) A5 160H x 30D x 162W
	EA207 Deep Card Pocket 85H x 40D x 600W		EA234 Leaflet Holder (formed) A4 240H x 30D x 232W
	EA208 Deep Card Pocket 85H x 40D x 1000W		EA236 Spectacle Display - Closed 70H x 30D x 600W
	EA210 Bin 150H x 200D x 250W		EA237 Tray with Front Lip 125H x 200D x 500W
	EA212 Deep Shelf 300D x 600W		EA238 Rotating Mobile Phone Holder 175H x 70W
	EA215 5 Compartment Display Case 150H x 100D x 600W		EA239 Display Rail 600W
	EA217 Leaflet Holder 1/3 A4 145H x 30D x 110W		EA240 3 Tier Card Rack 400H x 30D x 600W
	EA218 Leaflet Holder A5 145H x 30D x 160W		EA241 Mobile Phone display with A5 Poster Holder 230H x 23W
	EA219 Leaflet Holder A4 190H x 30D x 230W		
	EA220 Showcard Holder 1/3 A4 210H x 100W		
	EA221 Showcard Holder A5 210H x 150W		
	EA222 Showcard Holder A4 300H x 210W		
	EA225 Magazine Rack 180H x 90D x 600W		
	EA226 Magazine Rack 180H x 90D x 1000W		


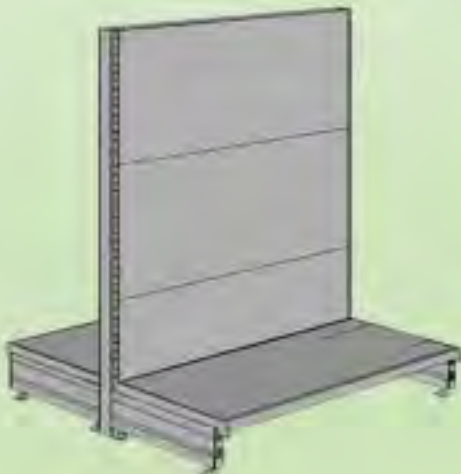

# Tegometall



1  
2

Endless Possibilities...

**Tegometall**





**Ringständer**, verchromtes Rundrohr  $\varnothing$  45 mm, H 1250 - 2000 mm, Ring  $\varnothing$  800 mm, Rollen  $\varnothing$  50 mm.

Art. 312800



**Ringständer**, verchromtes Rundrohr  $\varnothing$  30 mm, H 1100 - 2100 mm, Ring  $\varnothing$  730 mm, Ring  $\varnothing$  65 mm, Rollen  $\varnothing$  50 mm

Art. 312801



**Ringständer**, besonders stabil durch kugelgelagerten Ring  $\varnothing$  860 mm, H 1100 - 1750 mm, Rollen  $\varnothing$  75 mm

Art. 310010



**Kreuzständer**, verchromt 4 einzeln höhenverstellbare Arme, H 1220 - 2020 mm, 75er Gummirollen

Art. 310020



**Kombiständer**, mit 2 geraden und 2 schrägen Abhängern, zusätzlich 1 gerader Abhänger, einzeln höhenverstellbar, H 1200 - 1900 mm

Art. 31632509

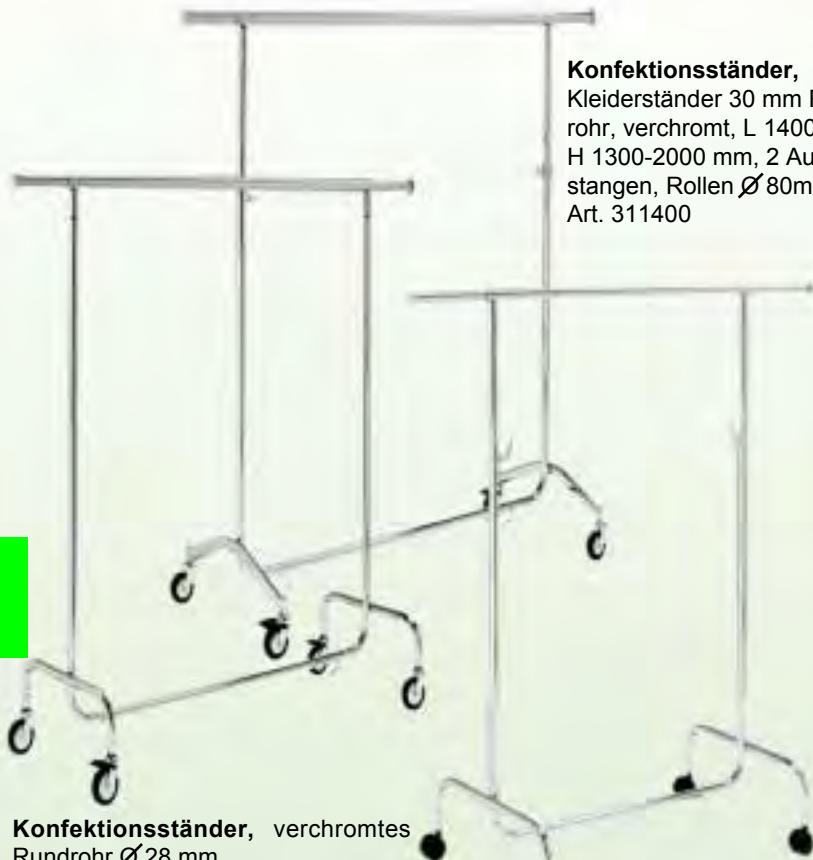


**Kombiständer**, Warenträger einzeln höhenverstellbar, Vierkantrohr 250 x 250 mm, H 1200 - 1900, L 600 mm

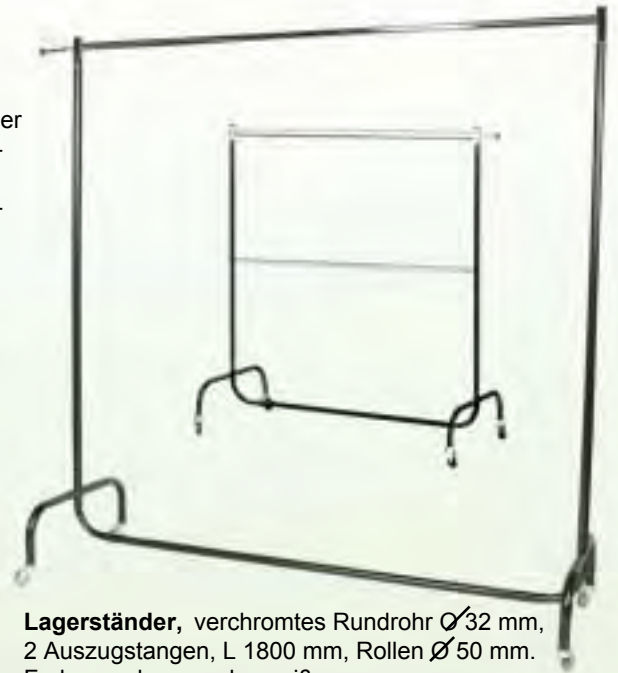
Art. 31632709

**Kombiständer**, verchromt mit Fußplatte 400 x 400 mm, 1 Arm schräg, 1 Arm gerade, H 1200 - 1900 mm

Art. 31632609



**Konfektionsständer**, stabiler Kleiderständer 30 mm Rundrohr, verchromt, L 1400, H 1300-2000 mm, 2 Auszugstangen, Rollen  $\varnothing$  80mm . Art. 311400



**Lagerständer**, verchromtes Rundrohr  $\varnothing$  32 mm, 2 Auszugstangen, L 1800 mm, Rollen  $\varnothing$  50 mm. Farben: schwarz oder weiß  
Art. 311410 L 1800 H 1800 mm  
Art. 311411 L 1800 H 1200 -1800 mm  
Art. 311412 L 1800 H 2100 mm mit Zwischenstange  
Mehrpreis 75er Gummirollen

**Konfektionsständer**, verchromtes Rundrohr  $\varnothing$  28 mm, H 1200-1850mm, 2 Auszugstangen, Rollen  $\varnothing$  80 mm.  
Art. 311630 L 1400 mm  
Art. 311631 L 1000 mm

**Konfektionsständer**, verchromtes Rundrohr  $\varnothing$  25 mm, L 830 mm, H 1100-1800 mm, 2 Auszugstangen Rollen  $\varnothing$  50 mm. Art. 311683




**Aktionsständer**, Vierkantrrohr, L 1100 x H 1100 - 1800 mm, 2 Auszugstangen, Rollen  $\varnothing$  75 mm  
Art. 31460100 weiß  
Art. 31460200 schwarz  
Art. 31460267 silber  
Art. 31460270 klarlack  
Art. 31460900 chrom



**Aktionsständer**, verchromt, H 1250 - 1950 mm, 2 Auszugstangen, Rollen  $\varnothing$  80 mm  
Art. 314620 L 1400 mm  
Art. 314621 L 1000 mm



**Reiserollständer**, verchromtes Rundrohr  $\varnothing$  25 mm, L 1000 H 1500 mm, 2 Auszugstangen, Rollen  $\varnothing$  80 mm, doppelt klappbar, auch für den kleinsten Kofferraum!  
Art. 314710



**Reiserollständer**, verchromtes Rundrohr  $\varnothing$  20 mm, L 1000 x H 1300-1750 mm, 2 Auszugstangen, Rollen  $\varnothing$  100 mm  
Art. 314700


# HAND PALLET TRUCK



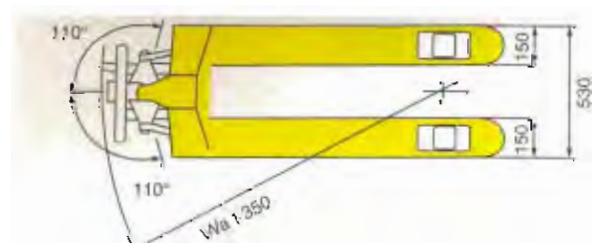
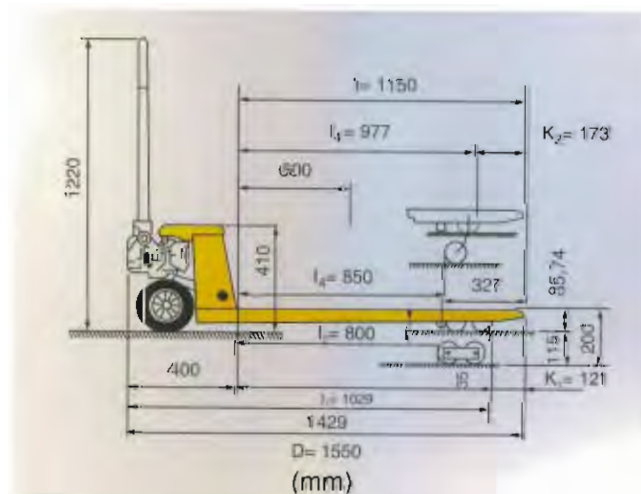
HAND PALLET TRUCK / TRANSPALETTE MANUEL  
MANUELLER HANDGABELHUBWAGEN

PORTATA / CARRYING CAPACITY / CAPACITÉ DE CHARGE / FÖRDERLEISTUNG

KG. 2000



TX20S



## EUROPE RANGE BOXES 600x400 mm

STANDARD COLOURS: GREY - NEUTRAL



**Dim. Ext.: 600x400x100 mm**

**Dim. Int.: 567x367x87 mm**

**capacity: 18 l**



*Bottom: solid and ribbed*

*Walls: solid*

*Handles: closed*

*Variations: smooth external bottom*

EC 6410



*Bottom: solid and ribbed*

*Walls: open*

*Hole size: 5x5 mm*

*Handles: closed*

*Variations: smooth external bottom*

EF 6410



*Bottom: open and ribbed*

*Walls: open*

*Hole size: 5x5 mm*

*Handles: closed*

*Variations: bottom holes  
size 20x20 mm*

All boxes of EUROPE RANGE are customizable by hot printing - relief printing - screen printing

## EUROPE RANGE BOXES 600x400 mm

STANDARD COLOURS: GREY - NEUTRAL



**Dim. Ext.: 600x400x170 mm**

**Dim. Int.: 567x367x162 mm**

**capacity: 34 l**



*Bottom: solid and ribbed*

*Walls: solid*

*Maniglie: passanti / Handles: open*

*Variations: smooth external bottom, external or closed hand  
4 open handles.*

**EC 6417**



*Bottom: solid and ribbed*

*Walls: open*

*Hole size: 20x20 mm*

*Handles: open*

*Variations:  
smooth external bottom, 4 open handles.*

**EF 6417**



*Bottom: open and ribbed*

*Walls: open*

*Hole size: 20x20 mm*

*Handles: open*

*Variations: 4 open handles.*

All boxes of EUROPE RANGE are customizable by hot printing - relief printing - screen printing

## EUROPE RANGE BOXES 600x400 mm

STANDARD COLOURS: GREY - NEUTRAL



**Dim. Ext.: 600x400x220 mm**

**Dim. Int.: 567x367x204 mm**

**capacity: 42 l**

**E 6422**



*Bottom: solid and ribbed*

*Walls: solid*

*Handles: open*

*Variations: smooth external bottom, external or closed hand 4 open handles.*

**EC 6422**



*Bottom: solid and ribbed*

*Walls: open*

*Hole size: 20x20 mm*

*Handles: open*

*Variations: smooth external bottom, 4 open handles.*

**EF 6422**



*Bottom: open and ribbed*

*Walls: open*

*Hole size: 20x20 mm*

*Handles: open*

*Variations: 4 open handles.*

All boxes of EUROPE RANGE are customizable by hot printing - relief printing -screen printing

## EUROPE RANGE BOXES 600x400 mm

STANDARD COLOURS: GREY - NEUTRAL



**Dim. Ext.: 600x400x320 mm**

**Dim. Int.: 567x367x307 mm**

**capacity: 63 l**

**E 6432**



*Bottom: solid and ribbed*

*Walls: solid*

*Handles: open*

*Variations: smooth external bottom, external or closed handles, 4 open handles.*

**EC 6432**



*Bottom: solid and ribbed*

*Walls: open*

*Hole size: 20x20 mm*

*Handles: open*

*Variations: smooth external bottom, 4 open handles.*

**EF 6432**



*Bottom: open and ribbed*

*Walls: open*

*Hole size: 20x20 mm*

*Handles: open*

*Variations: 4 open handles, 1 short side partially open*

All boxes of EUROPE RANGE are customizable by hot printing - relief printing - screen printing

## EUROPE RANGE BOXES 600x400 mm

STANDARD COLOURS: GREY - NEUTRAL



**Dim. Ext.: 600x400x410 mm**

**Dim. Int.: 567x367x394 mm**

**capacity: 82 l**

**E 6441**



*Bottom: solid and ribbed*

*Walls: solid*

*Handles: open*

*Variations: smooth external bottom, external or closed hand Yğz  
4 open handles.*

**EC 6441**



*Bottom: solid and ribbed*

*Walls: open*

*Hole size: 20x20 mm*

*Handles: open*

*Variations:  
smooth external bottom, 4 open handles.*

**EF 6441**



*Bottom: open and ribbed*

*Walls: open*

*Hole size: 20x20 mm*

*Handles: open*

*Variations: 4 open handles, 1 short side partially open*

All boxes of EUROPE RANGE are customizable by hot printing - relief printing - screen printing

## EUROPE RANGE BOXES 600x400 - 800x300 mm

### Special

STANDARD COLOURS: GREY - NEUTRAL



### E 6422FL-TLL



gl UW zcf UW



stack UWY

Dim. Ext.: 600x400x220 mm  
Dim. Int.: 567x367x204 mm  
Dim. opening: 448x180 mm  
Capacity: 42 l

*bottom: solid and smooth  
walls: 3 solid, 1 open  
handles: open*

### Special

STANDARD COLOURS: GREY - NEUTRAL - REDJ]



### L2

Dim. Ext: 800x300x200 mm  
Dim. Int: 768x270x185 mm  
Capacity: 38 l

*bottom: solid and smooth  
walls: solid  
handles: open*

*weight: 2 kg  
single box loading capacity: 30 kg  
staging load: 500 kg*



All boxes of EUROPE RANGE are customizable by hot printing - relief printing - screen printing

# EUROPE RANGE BOXES 300x200 - 400x300 mm

## Europe Range 300x200 mm

STANDARD COLOUR: GREY



### E 3212

Dim. Ext.: 300x200x120 mm  
Dim. Int.: 268x168x115 mm  
Capacity: 5 l



Bottom: solid and smooth

Walls: solid

Handles: external

### E 3217

Dim. Ext.: 300x200x170 mm  
Dim. Int.: 268x168x165 mm  
Capacity: 7 l



Bottom: solid and smooth

Walls: solid

Handles: external

## Europe Range 400x300 mm

STANDARD COLOUR: GREY



### E 4305

Dim. Ext.: 400x300x50 mm  
Dim. Int.: 363x263x48 mm  
Capacity: 4 l



Bottom: solid and smooth

Walls: solid

Handles: external

### E 4308

Dim. Ext.: 400x300x50 mm  
Dim. Int.: 363x263x78 mm  
Capacity: 6 l




Bottom: solid and smooth

Walls: solid

Handles: external

### E 4312

Dim. Ext.: 400x300x50 mm  
Dim. Int.: 363x263x112 mm  
Capacity: 10 l



Bottom: solid and smooth

Walls: solid

Handles: external

### EC 4312

Dim. Ext.: 400x300x50 mm  
Dim. Int.: 363x263x112 mm  
Capacity: 10 l



Bottom: solid and smooth

Walls: open

Handles: external

### EF 4312

Dim. Ext.: 400x300x50 mm  
Dim. Int.: 363x263x112 mm  
Capacity: 10 l



Bottom: open

Walls: open

Handles: external

All boxes of EUROPE RANGE are customizable by hot printing - relief printing - screen printing

# EUROPE RANGE BOXES 400x300 mm

STANDARD COLOUR: GREY



## E 4317

Dim. Ext.: 400x300x170 mm  
Dim. Int.: 363x263x160 mm  
Capacity: 15 l



*Bottom: solid and smooth*  
*Walls: solid*  
*Handles: external*

## E 4322

Dim. Ext.: 400x300x220 mm  
Dim. Int.: 363x263x210 mm  
Capacity: 20 l



*Bottom: solid and smooth*

*Walls: solid*

*Handles: external*

## EC 4322

Dim. Ext.: 400x300x220 mm  
Dim. Int.: 363x263x210 mm  
Capacity: 20 l



*Bottom: solid and smooth*

*Walls: open*

*Handles: external*

## EF 4322

Dim. Ext.: 400x300x220 mm  
Dim. Int.: 363x263x210 mm  
Capacity: 20 l



*Bottom: open*

*Walls: open*

*Handles: external*

## E 4332

Dim. Ext.: 400x300x320 mm  
Dim. Int.: 363x263x310 mm  
Capacity: 29 l



*Bottom: solid and smooth*

*Walls: solid*

*Handles: external*

All boxes of EUROPE RANGE are customizable by hot printing - relief printing - screen printing

## EUROPE RANGE ACCESSORIES

### *lids*

STANDARD COLOURS: GREY - NEUTRAL




#### **COP EN64** Dim. 600x400 mm



Available with or without hooks on long side.

#### **COP E64** Dim. 604x404 mm



With perimetral interruptions for strapping and lateral blocking wings.

STANDARD COLOUR: GREY



#### **COP E32** Dim. 300x200 mm




hook



#### **COP E43** Dim. 400x300 mm



hook



All lids are customizable by hot printing and screen printing

## PLASTIFIED WHITE GRID

26 - plate grid: Ø max. of plate 330 mm

30 - plate grid: Ø max. of plate 230 mm



# PALLET-BOXES

## Range "G" 1200x800 mm

STANDARD COLOUR: GREY - WHITE - BLACK



### G5



Dim. ext. 1200x800x800 mm  
Int. dim. 1105x730x650 mm  
Capacity: 525 l

*bottom: solid and ribbed  
walls: solid and ribbed  
handles: closed*

### GT5

Dim. ext. 1200x800x800 mm  
Dim. int. 1105x730x650 mm

Capacity: 525 l



### GR5

Dim. ext. 1200x800x830 mm  
Dim. int. 1105x730x650 mm

Capacity: 525 l



*trolley with 4 swivel wheels: Ø 120 mm*

*On request 4 swivel wheels under feet.*

**The pallet-boxes industrial version are of regenerated plastic**

## MINI G5

### G5 MINI 66

Dim. ext. 1200x800x660 mm  
Int. dim. 1105x730x510 mm  
Capacity: 403 l

### G5 MINI 57

Dim. ext. 1200x800x570 mm  
Int. dim. 1105x730x420 mm  
Capacity: 331 l

### G5 MINI 40

Dim. ext. 1200x800x400 mm  
Int. dim. 1105x730x250 mm  
Capacity: 198 l



### G5 MINI 61

Dim. ext. 1200x800x610 mm  
Int. dim. 1105x730x460 mm  
Capacity: 367 l

### G5 MINI 52

Dim. ext. 1200x800x520 mm  
Int. dim. 1105x730x370 mm  
Capacity: 294 l

### G5 MINI 27

Dim. ext. 1200x800x270 mm  
Int. dim. 1105x730x120 mm  
Capacity: 97 l

*All versions are available with lid, wheels or runners and are customizable by hot printing or screen printing*

# PALLET-BOXES

## Range "G" 1200x1000 mm

STANDARD COLOUR: GREY - BLACK



### G8



Dim. ext. 1200x1000x760 mm  
Dim. int. 1115x915x575 mm  
Capacity: 590 l  
*bottom: solid and ribbed*  
*walls: solid*

### GT8

Dim. ext. 1200x1000x760 mm  
Dim. int. 1115x915x575mm  
Capacity: 590 l  
*walls: solid*



*2 or 3 runners*  
*applied after the production*

### GF8

Dim. ext. 1200x1000x760 mm  
Dim. int. 1115x915x575 mm  
Capacity: 590 l

*walls: perforated and ribbed*



*2 or 3 runners*  
*applied after the production*

**The pallet-boxes industrial version are of regenerated plastic**

All versions available with lid and are customizable by hot printing or screen printing. Trolley available for G8 e GF8.

## Range "G" 1200x1000 mm

STANDARD COLOUR: GREY




### G8 PA

Dim. ext. 1200x1000x760 mm  
Dim. int. 1115x915x570 mm

*folded height: 305 mm*  
Capacity: 600 l

*Walls: perforated and ribbed*



*example of open G8 PA*

*available also with runners*

# SHELVES AND BENCHES

STANDARD COLOURS: WHITE - IVORY



## PADP

Double bench with vertical support for clothes-hooks.

**PADP 1000** 1000x1000x1750 mm

**PADP 1500** 1500x1000x1750 mm

**PADP 2000** 2000x1000x1750 mm



## APP



PVC wall shelf with clothes-hooks support.

**APP 1000** 1000x350x500 mm

**APP 1500** 1500x350x500 mm

**APP 2000** 2000 x 350 x 500 mm

## PA



PVC benches

**PA 1000** 1000x400x485 mm

**PA 1500** 1500x400x485 mm

**PA 2000** 2000x400x485 mm

## SC

PVC shelving system fit for food contact.

Height: 1500 mm

Available lengths: 1000 - 1200 - 1500 - 2000 mm

Available depths: 400 - 500 - 600 mm

Max loading : 400 kg/m<sup>2</sup>



# NOSE BOXES

## Range "M"

STANDARD COLOUR: GREEN  
OTHERS COLOURS: RED - BLUE - YELLOW - GREY



### MA5

Dim. Ext. 500 x 305 x 187 mm  
Opening size: 280 x 77 mm  
Pieces in each carton: n° 12  
Capacity: 24 l



### MA5H

Dim. Ext. 540 x 330 x 303 mm  
Opening size: 282x110 mm  
Capacity: 42 l



### MA7

Dim. Ext. 700 x 437 x 301 mm  
Opening size: 392 x 120 mm  
Capacity: 75 l



### MA7D

MA7 is also available with a fixed partition parallel to the long side.



# NOSE BOXES

## Range "M"

STANDARD COLOUR: GREEN  
OTHERS COLOURS: RED - BLU9 - YELLOW - GREY



Stacking nose-boxes connectable on one side.



### MA2

Dim. Ext. 164 x 104 x 74 mm  
Opening size: 85x25 mm  
Pieces in each carton: n°48  
Capacity: 1 l



### MA3

Dim. Ext. 127 x 104 x 74 mm  
Opening size: 127x55 mm  
Pieces in each carton: n°24  
Capacity: 3,8 l



### MA4

Dim. Ext. 185 x 104 x 74 mm  
Opening size: 185x55 mm  
Pieces in each carton: n°24  
Capacity: 10 l



### DMA4



Dim. Ext. 315x6x133 mm

MA4 can also be supplied with a mobile partition.